

ORIGINAL ARTICLE

Intraspecific variability in the parasitoid wasp *Trichogramma chilonis*: can we predict the outcome of hybridization?Chiara Benvenuto,^{1*} Elisabeth Tabone,² Elodie Vercken,¹ Nathalie Sorbier,² Ety Colombel,² Sylvie Warot,² Xavier Fauvergue¹ and Nicolas Ris^{2†}¹ Biology of Introduced Populations, Institute Sophia-Agrobiotech, INRA–CNRS–UNS Sophia-Antipolis, France² Research and Development in Biological Control, Institute Sophia-Agrobiotech, INRA–CNRS–UNS Sophia-Antipolis, France

* Present address: UCD School of Biology & Environmental Science, University College Dublin Belfield, Dublin 4, Ireland

Keywords

biological control, genetic improvement, heterosis, intraspecific hybridization, reproductive compatibilities

†Correspondence

Nicolas Ris, Research and Development in Biological Control, Institute Sophia-Agrobiotech, (INRA–CNRS–UNS), Sophia-Antipolis, France.

Tel.: +33 4 923 86501;

fax: +33 4 923 86401;

e-mail: nicolas.ris@sophia.inra.fr

Received: 20 April 2012

Accepted: 1 May 2012

First published online: 8 June 2012

doi:10.1111/j.1752-4571.2012.00279.x

Abstract

In the framework of biological control, the selection of effective natural enemies determines the final pest control. Thus, the genetic improvement of biocontrol agents could enhance the efficiency of biocontrol programs. Although promising, this approach has rarely been applied in this field. At the intraspecific level, hybridization between divergent populations of biocontrol agents is expected to promote hybrid vigor (heterosis), but it is not clear to what extent. An even more difficult task is the ability to predict the fitness of hybrids from the biological characteristics of their parents. We investigated these general questions by crossing seven populations of the parasitoid wasp *Trichogramma chilonis* (Hymenoptera: Trichogrammatidae). Our results show different levels of mating compatibilities among populations, including asymmetric or almost complete reproductive isolation. Hybrids' performance (fitness of the F₁ generation) ranges from inbreeding depression to heterosis. It was possible, to some extent, to predict hybrid fitness from pairwise genetic and phenotypic distances among parents, in accordance with the 'dominance' hypothesis. This may provide general guidelines for the genetic improvement of biological control agents.

Introduction

The identification of efficient biological control agents (organisms used to regulate the demography of specific pest species, hereafter referred to as BCA) is, in the most favorable cases, the result of a twofold screening process, which includes both inter- and intraspecific levels of investigation. At the intraspecific level, significant genetic variability has been repeatedly shown using molecular markers or investigating phenotypic traits (Hansen et al. 2012). Such variability can provide a basis for BCA's genetic improvement (Shapiro et al. 1997; Baker et al. 2003; Müller-Schärer and Schaffner 2008; Salame et al. 2010). Intraspecific hybridization – the genetic admixture of previously isolated populations – may be a relevant and applicable method to enhance BCA's fitness for at least two main reasons:

First, hybridization has been recently proposed as a mechanism capable to promote the demographic success of

introduced species (Ellstrand and Schierenbeck 2000; Kolbe et al. 2004; Facon et al. 2005, 2008; Lavergne and Molofsky 2007; Rieseberg et al. 2007; Rosenthal et al. 2008; Schierenbeck and Ellstrand 2009; Keller and Taylor 2010). Because biological invasions and classical biological control (briefly defined as the intentional and perennial introduction of an exotic species for the durable control of a noxious species) are based on similar processes (Ehler 1998; Fagan et al. 2002; Fauvergue and Hopper 2009; Marsico et al. 2010), the latter provides a unique framework to test hypotheses derived from observations obtained in the field of invasion biology. The underlying rationale for the positive effect of hybridization relies on the fact that hybrids may exhibit, at the individual level, heterosis and/or, at the population level, high genetic variance for relevant phenotypic traits (e.g., Facon et al. 2008). These two features may help hybrids to adapt to novel and/or heterogeneous environments better than the parental lineages, as in the case, for

instance, of exotic BCA used for classical biological control (Malausa et al. 2010; Benvenuto et al. in press).

Second, hybridization has been reported long ago in model organisms (Dobzhansky 1950) and it has also been proven effective for the genetic improvement of some agronomic resources (e.g., Falconer 1981; Crow 1998; Coors and Pandey 1999; Sadras and Calderini 2009). Thus, the added value provided by heterotic hybrids has stimulated numerous experimental and theoretical studies and has also generated commercial profit. By contrast, the genetic improvement of BCA arthropods has received less attention (Mackauer 1972, 1976; Hoy 1976; Hopper et al. 1993; Roderick and Navajas 2003), even though some experimental studies on insects (Legner 1989, 1993; Hoffmann et al. 2002; Mathenge et al. 2010; Szűcs et al. 2011), mites (Hoy and Knop 1981; Roush and Hoy 1981a,b; Hoy et al. 1983; Messing and Croft 1991), and nematodes (Hoy 1985; Shapiro et al. 1997; Segal and Glazer 2000; Strauch et al. 2004; Bai et al. 2005; Shapiro-Ilan et al. 2005; Mukuka et al. 2010a,b; Chaston et al. 2011) have been performed during the last three decades. Although genetic improvement approaches cannot be developed for all commercially available BCA, they could be applied to the ones broadly used in inoculative or inundative biological control programs (see Cock et al. 2010).

Whatever the underlying biological control strategies (classical, inoculative, inundative, or even conservation – see Eilenberg et al. 2001 for the terminology), the production of heterotic hybrids is the cornerstone of genetic improvement projects. Such individuals can be obtained by chance or by labor-intensive crossing experiments, but a more ambitious and valuable goal would be to define predictors of hybrids' quality, such as genetic or phenotypic distance between parents or level of heterozygosity. These patterns have been particularly investigated in the framework of animal breeding programs but, taken as a whole, experiments have often produced inconsistent results (see for instance Riday et al. 2003; Geleta et al. 2004; Teklewold and Becker 2006; Li et al. 2008; Krystkowiak et al. 2009; Luan et al. 2010; Zhang et al. 2010 and references therein). Part of this discrepancy can be explained by different reasons, biological (including the taxa and the genetic scale investigated) or methodological (including the genetic markers and the statistical analyses applied) but ultimately we are still far from understanding the relative contributions of 'dominance', 'overdominance', and 'epistasis' to the heterotic genotypes (see Edmands 2002; Syed and Chen 2005 for definitions). However, contrary to the two other mechanisms, the 'dominance' hypothesis generates some predictions that can be experimentally tested.

According to the 'dominance' hypothesis, each parental population has fixed deleterious and recessive alleles at dif-

ferent loci, which reduce its fitness. Higher fitness can be restored in hybrids when advantageous and dominant alleles provided by one parent complement the deleterious alleles present in the other parents. As a consequence, two predictions can be made.

1) Hybrid fitness is assumed to be linked to the genetic distance between the parental lineages (Moll et al. 1965; Bateson 1983; Waser 1993). At least for small-to-moderate genetic divergences, we expect a positive correlation between hybrid fitness and the interparental genetic distance for neutral markers (PREDICTION 1). Indeed, genetically close populations have a greater probability to fix the same deleterious alleles because of their common genetic history. For larger genetic divergences, negative epistatic interactions may instead appear (Bateson 1983; Lynch 1991). The relationship is thus not linear: an 'optimal' genetic distance (to maximize fitness) should lie in an intermediate position in the spectrum of genetic distances among parental populations, which should 'balance' inbreeding and outbreeding costs (Bateson 1983) and should correspond to a peak of hybrid fitness (Moll et al. 1965; Waser 1993). This intermediate position is nevertheless difficult to quantify (Willi and Van Buskirk 2005).

2) Phenotypic distance among parents can be another candidate explanatory variable to predict hybrid fitness. Indeed, a negative linear correlation between the fitness of F_1 hybrids and parental phenotypic distance is expected (PREDICTION 2). In fact, when there are very few fixed deleterious alleles in one of the two parents, there will be less chances of complementation capable to provide a significant increase of fitness in the hybrids.

The outcome of hybridization cannot be restricted to the sole fitness of viable offspring. Allopatric populations might have become reproductively incompatible and thus their ability to produce offspring might be completely impaired. This can be the consequence of premating isolation mechanisms (temporal, ecological, or behavioral differentiation can result in failure in mate recognition/preference; Schluter 2001; Turelli et al. 2001; Servedio and Noor 2003); the final result of postmating prezygotic mechanisms (reduced viability or fertility of mothers; Edmands 2002; Servedio and Noor 2003); or the effect of severe postmating postzygotic mechanisms (Orr and Presgraves 2000). Such reproductive incompatibilities are thought to increase with the genetic divergence among the parental populations (e.g., Coyne and Orr 1989, 1997). The relationship between parental divergence, reproductive barriers, and the fitness of viable hybrids is still not clear.

To document this relationship and to test predictions associated with the 'dominance' hypothesis of heterosis, we realized a factorial crossing experiment using seven populations of the egg parasitoid wasp *Trichogramma chilonis* Ischii (Hymenoptera: Trichogrammatidae), a worldwide

biocontrol agent against lepidopteran pests (Smith 1996). These minute parasitoid wasps (<1 mm) are effective against a variety of agricultural pests, including the ones attacking sugarcane, rice, cotton, hot pepper, sorghum, pigeon pea, sweet potatoes, sweet corn, cabbage, cauliflower, and turnip (e.g., Smith 1996; Waterhouse 1998; Miura 2003). They are easy to mass rear under laboratory conditions and they can be stored in the cold (Pitcher et al. 2002). Most importantly, they are able to efficiently find their hosts in the field (Boo and Yang 2000; Fatouros et al. 2008).

Trichogramma females oviposit inside the host's eggs, whose embryos are quickly killed. As for other *Trichogramma* species, parasitized eggs turn black. This visible modification offers the opportunity to easily estimate female realized fecundity without waiting for offspring's emergence (Reay-Jones et al. 2006; Tabone et al. 2010). Most of the known *T. chilonis* populations are haplodiploid, with males and females developing, respectively, from unfertilized and fertilized eggs. As a consequence, only the production of daughters indicates mating success. We thus considered the production of daughters as a proxy for mating compatibilities and parasitism efficiency as a proxy for fitness. In both cases, we evaluated the relevance of different predictors (i.e., genetic and/or phenotypic distance) to obtain realistic predictions that can be used as general guidelines for the genetic improvement of BCA. Infections by both *Wolbachia* and *Cardinium*, the two endosymbionts possibly involved in the creation of reproductive barriers in Arthropods (Engelstädter and Hurst 2009), were previously checked.

Material and methods

Trichogramma chilonis strains

For this experiment, we used seven populations originating from geographically distinct locations: China (C₁ and C₂), Japan (J), Pakistan (P), Réunion Island (R), Taiwan (T), and Vietnam (V). These strains were collected between 1987 and 2003 (see Table 1) and then maintained in standardized conditions in the laboratory. All strains were routinely raised on the substitution host *Ephesia kuehniella* Zeller (Lepidoptera: Pyralidae) in plastic tubes at about 18–20°C, 75 ± 10% R.H., and L16:D8 (see also Tabone et al. 2006, 2010). No morphological characters (either on genitalia or antennae) allow to distinguish one strain from another (B. Pintureau, pers. comm.).

Molecular characterization of *Trichogramma chilonis* strains and possible endosymbionts

The seven allopatric *T. chilonis* populations used for the crossing experiment as well as two additional populations

Table 1. Origin and original hosts of the *Trichogramma chilonis* populations used in the crosses.

Code	Origin	Host	Collection date
C ₁	China	Unknown	Before 1996
C ₂	China	Unknown	1996
J	Japan	<i>Plutella xylostella</i> (Linnaeus)	1999
P	Pakistan	<i>Helicoverpa armigera</i> (Hübner)	2003
R	Réunion	<i>Chilo sacchariphagus</i> Bojer	1998
T	Taiwan	<i>Ephesia kuehniella</i> Zeller	1987
V	Vietnam	Unknown	2000

(a second population from Réunion Island and one population from Hawaii) were characterized for the cytochrome *c* oxidase subunit 1 (COI) using the primers LCO 1490 (50-GGTCAACAAATCATAAAGATATTGG-30) and HCO 2198 (50-TAAACTTCAGGGTGACCAAAAA TCA-30) (see Cheyppé-Buchmann et al. 2011 for technical details). For each population, the PCR products from about 9 individuals were directly sequenced on both strands by Genoscreen (Lille, France). These sequences were submitted to GenBank. Alignments were then manually edited with BioEdit 7.01 (Hall 1999). Pairwise genetic distances were calculated using the p-distance with the software MEGA 4 (Tamura et al. 2007).

The presence of both *Wolbachia* and *Cardinium* was tested using, respectively, FtsZ-F (5'-TTGCAGAGCTTG GACTTGAA-3') – FtsZ-R (5'-CATATCTCCG CCACCAG TAA-3') (Cheyppé-Buchmann et al. 2011) and 16S-CFB-F (5'-GCGGTGTAAAATGAGCGT G-3') – 16S-CFB-R (5'-ACC TMT TCT TAA CTC AAG CCT-3') (Weeks et al. 2003). PCR were performed in a final volume of 10 µL using 1 µL of DNA template. Concentrations of MgCl₂ in buffer, dNTPs, primers, and Qiagen Taq polymerase (QIAGEN S.A.S., Courtaboeuf, France) were 1.5 mM, 0.2 mM, 0.5 µM, and 1 U, respectively. PCR conditions were as follows: 94°C for 5 min, 35 cycles at 94°C for 30 s, 58°C (ftsZ locus) or 56°C (*Cardinium* locus) for 60 s, 72°C for 1 min, with a final step at 72°C for 10 min. The DNA fragment presences/sizes were determined with QIAxcel DNA Fast Analysis Kit (QIAGEN S.A.S) on the QIAxcel analyzer. Positive controls of infection by *Wolbachia* and *Cardinium* were, respectively, provided by individuals of *Psytalia lounsburyi* (Cheyppé-Buchmann et al. 2011) and *Bemisia tabaci* (provided by L. Mouton, UMR 5558 'Biométrie et Biologie Evolutive' – Lyon I, France).

Crossing experiments

During 2009, the seven populations were used in a complete diallel cross-mating design, including all reciprocals (for a total of 49 crosses). The whole design was replicated five times, each replicate being treated as a block in the sta-

tistical analysis. For each cross within each block, at least five different couples were created, each of which maintained in a vial with a supply of *E. kuehniella* eggs for oviposition. For each couple, the mating success was assessed checking for the presence of viable daughters in the offspring. When present, two of the firstly emerged daughters were individually isolated for 24 h and provided with food. Most of them (624/628) were still alive at the end of this period and were allowed to infest *E. kuehniella* eggs for 7 days. The four dead females out of the total (0.6%) were excluded from the statistical analysis. To maintain an adequate supply of hosts, *E. kuehniella* eggs were renewed once during the experiment. The total number of black eggs produced by each daughter was used as a proxy of their fitness.

Mating compatibilities among seven *Trichogramma chilonis* parental strains

Production of viable daughters

For each cross within each block, we calculated the proportion of couple giving birth to at least one viable daughter. These values were analyzed using a generalized linear mixed-effects model (GLMM) with binomial error distribution and logit link function using the lme4 package in R (R Development Core Team 2011). Our fixed explanatory variable was the type of mating (homotype: both parents belonging to the same strain; heterotype: the two parents belonging to different strains). The geographical origin of each parent as well as the block was considered as random effects. Akaike Information Criterion (AIC; Akaike 1974) scores indicated that the model with all the above-mentioned random effects (and no interactions among factors) was the best, implying a significant effect of the block on the production of viable daughters. This effect was small compared to the other random effects and was because of one specific block (block 3: once this block was removed, there was no block effect).

Reproductive isolation

Because we performed all possible crosses using a similar number of trials in each cross (Nosil et al. 2002; Coyne et al. 2005; Pérez-Figueroa et al. 2005; Carvajal-Rodríguez and Rolán-Alvarez 2006), we were able to use three classical estimators (I_{PSI} , IA_{PSI} , and W) to measure sexual isolation (see Rolán-Alvarez and Caballero 2000; Pérez-Figueroa et al. 2005). Briefly, the I_{PSI} index (Rolán-Alvarez and Caballero 2000; Carvajal-Rodríguez and Rolán-Alvarez 2006) is a cross-specific estimator used to calculate sexual isolation between parental strains. I_{PSI} varies between -1 (mating occurs only between parents of different origin) and +1 (mating occurs only between parents of the same origin), with 0 indicating random mating.

The IA_{PSI} index ('index of asymmetry') quantifies the asymmetry of the mating compatibilities (\varnothing_x mated with σ_y versus \varnothing_y mated with σ_x) (Carvajal-Rodríguez and Rolán-Alvarez 2006). Values significantly different from 1 (symmetry) indicate asymmetric mating compatibilities.

The 'cross-product estimator' W is a sex- and strain-specific measure of the relative mating success (sexual fitness) of each population with respect to the most successful one (set to 1) (Rolán-Alvarez and Caballero 2000; Carvajal-Rodríguez and Rolán-Alvarez 2006).

All indexes were estimated using the program JMATING (Carvajal-Rodríguez and Rolán-Alvarez 2006). Bootstrapping (10 000 iterations) was used to calculate the standard deviation of these parameters as well as their departures from relevant thresholds (0, 1, and 1 for I_{PSI} , IA_{PSI} , and W , respectively); zero values in the dataset were replaced by 0.5 to allow for bootstrap analysis (Coyne et al. 2005; Carvajal-Rodríguez and Rolán-Alvarez 2006). We analyzed all five blocks together.

The correlation between I_{PSI} and the COI genetic matrix was tested using the Mantel test (Mantel 1967), following Giokas et al. (2006) and Schug et al. (2008); 1000 iterations were thus performed utilizing the POPTOOLS software (Hood 2010).

Fitness of *Trichogramma chilonis* hybrids and parental strains

Realized fecundity

Depending on the mating compatibilities between the two parents, not all crosses produced viable daughters. Among the ones that did, we randomly picked just one daughter from each cross. In two crosses ($R\varnothing \times V\sigma$ and $P\varnothing \times C_1\sigma$), viable daughters were produced in only one block out of five and these females were unable to parasitize hosts. These two crosses were thus excluded from the analysis. Using this final dataset, we performed a generalized linear model (Poisson error distribution and log link function) to assess the influence of the 'cross' (considered here as a fixed factor), the variable 'block' being treated as a random factor.

Relative fitness of hybrids

From the raw data of fecundity, we then calculated, for each block, the relative daughter's fitness using two estimators: (i) the best parent heterosis (BPH) defined here as the difference between the hybrid's mean fitness and the mean fitness of the best parent (BP); (ii) the lowest parent heterosis (LPH), defined as the difference between the hybrid's mean fitness and the mean fitness of the lowest parent (LP). An average of BPH and LPH for the five blocks is reported in Table 4. According to its relative fitness, each hybrid was tested either against BP or LP using unilateral

paired *t*-tests to detect either heterosis or hybrid breakdown.

Prediction of hybrid fitness

To test our first prediction associated with the 'dominance' hypothesis (see introduction), we used a GLMM with Poisson error distribution and log link function taking the hybrid's fecundity as the response variable and the logarithm of the BP's fecundity as an offset. For the 'fixed' part of the GLMM, we took into account a quadratic relationship between the response variable and the pairwise genetic distance between the two parents. For the 'random' part of the GLMM, the block and the geographical origin of both the father and the mother (nested in each term of the quadratic regression) were initially used as random variables. The best model, according to AIC and Bayesian information criterion (BIC) scores, *a posteriori* evidenced the relevance of the mother's population (nested in the second-order term of the genetic distance), the father's population, and the block as random variables.

To test the second prediction of the 'dominance model' (see introduction), we saved the residuals from the previous analysis. These residuals, which represent the part of the hybrid fitness that could not be explained in the GLMM by genetic distance, were used as a response variable in a linear regression using the pairwise phenotypic difference between parents as an explanatory variable.

Results

Molecular characterization of *Trichogramma chilonis* and possible endosymbionts

Eighty-one sequences of the COI locus were obtained (Accessions: JQ598687-JQ598767). They were distributed between five different haplotypes. Only one haplotype was found in each population, providing some evidences for low genetic diversity in each strain. Three populations, the two Chinese ones (C₁ and C₂) and the population from Taiwan (T), shared the same haplotype and were thus not differentiated one with another. Nucleotide divergence varied from 0% to 4%, with the populations from Vietnam and Pakistan being more distant from the others (data not shown).

A total of 93 individuals were tested for the presence of *Wolbachia*, the mean number of individuals/population ranging from 11 to 21. No amplification was detected for these individual, contrary to the positive controls. Similarly, 88 individuals were tested for the presence of *Cardinium*, the mean number of individuals/population ranging from 10 to 21. Only one positive amplification was observed for one individual of the Réunion Island strain, positive control being successfully amplified. As 10 indi-

viduals were tested in the population, we can conclude that the prevalence of this endosymbiont is low in this population. These results strongly suggest a low probability of induction of cytoplasmic incompatibility by endosymbionts in or between our strains.

Mating compatibilities among seven *Trichogramma chilonis* parental strains

The number of crosses producing at least one viable daughter was affected by the mating type ($\chi^2 = 105.57$; $df = 1$; $P < 0.0001$). Overall, 79% of homotypic crosses produced viable daughters while the rate dropped to 46% in heterotypic crosses (Table 2). Variance associated with each random variable was, respectively, 1.21, 0.28, and 0.06 for mother's origin, father's origin, and block. Observing the influence of parents' origin, we can draw two main conclusions. Within the homotypic crosses, the lowest percentage of successful mating was observed for Japan (48%). Within heterotypic crosses, most of those involving parents from Vietnam (83%) or females from Pakistan (81%) were unsuccessful. As shown in Table 2, these tendencies were confirmed by I_{PSI} and IA_{PSI} values (used to detect global sexual isolation and asymmetric compatibilities, respectively).

Values of I_{PSI} not significantly different from zero (indicating random mating) were observed in all heterotypic crosses, with the exclusion of all the crosses with the Vietnamese and Pakistani populations. In particular, heterotypic crosses involving one parent from Vietnam mostly resulted in complete sexual isolation (I_{PSI} scores ≈ 1). We found a positive correlation between the I_{PSI} and the pairwise genetic divergence obtained with the COI genetic marker (I_{PSI} vs. COI: $r = 0.78847$, $P = 0.029$, $N = 21$, Fig. 1). While the population from Vietnam is almost completely sexually isolated, the reproductive barrier between the Pakistani and most of the other populations is asymmetric, as evidenced by the deviation of the asymmetric incompatibility index (IA_{PSI}) from 1. The production of viable daughters was in fact reduced in all heterotypic crosses with Pakistani females.

The cross-product fitness estimators W (Table 3) confirmed low values of fitness for males and females from the Vietnamese lineage as well as for Pakistani females. It also evidenced the low fitness of Japanese females, which is not due to reproductive barriers but to an overall low performance. This trend was also observed assessing daughter's fecundity (see below).

Fitness of *Trichogramma chilonis* hybrids and parental strains

The fecundity of *T. chilonis* varied significantly among the seven parental populations with a magnitude of 3. The

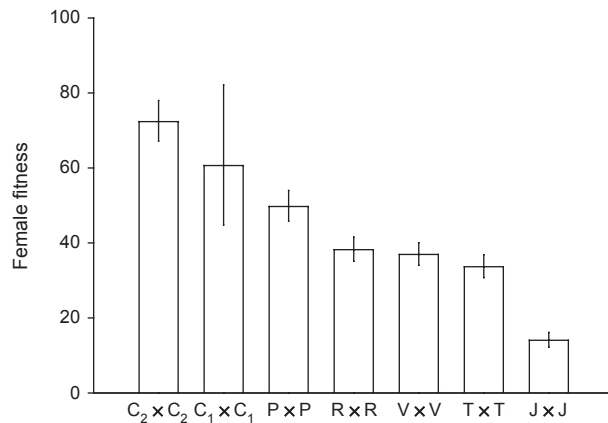


Fig. 2 Genetic differentiation between the seven parental populations of *Trichogramma chilonis*. Estimates were obtained after fitting the most parsimonious generalized linear model to the observed data (see Material and methods). Error bars represent 95% confidence intervals.

As shown in Fig. 3c, another interesting point was the lower fitness of the Japanese population compared to 11 out of 12 of its associated hybrids. This pattern, combined with the low fitness observed for Japanese females (cf. previous paragraph), corresponds to what may be expected in case of inbreeding depression.

The GLMM evidenced a significant relationship between the hybrid fitness and both the second-order ($z = -3.039$, $P = 0.00237$) and first-order ($z = -2.013$, $P = 0.044117$) terms of regression with the pairwise genetic distance (Fig. 4). This confirms the curvilinear relationship hypothesized by the ‘dominance’ model. Variances associated with the random variables (block, father’s origin, and mother’s origin) were, respectively, 0.09, 0.11, and 0.04. Finally, we did find a negative relationship between the residuals of hybrid fecundity and the phenotypic difference between parents ($R^2 = 0.1198$; $F_{1,134} = 19.38$ $P < 0.0001$; Fig. 5), in accordance with the second hypothesis formulated in the introduction.

Discussion

The phenotypic consequences of hybridization have always been subject of great debate in evolutionary biology (e.g., Arnold and Hodges 1995; Barton 2001; Burke and Arnold 2001). While there is no doubt that artificial hybridization has been successful for the genetic improvement of numerous agronomic resources, the benefits of hybridization in natural populations remain indeed controversial. Burke and Arnold (2001) reviewed many evidence of hybrid inferiority, describing numerous cases where hybrids are unviable, sterile, or less fit than their parents. These observations support the hypothesis that beneficial hybridization should be a

rare phenomenon in the wild. Yet, successful cases of natural hybridization seem to be more widespread than initially thought and hybridization is now regarded as an important evolutionary process. This controversy may be partially explained by the diversity of taxa and genetic scales under investigation.

One particular field where the role of hybridization has been recently highlighted is invasion biology (Ellstrand and Schierenbeck 2000; Kolbe et al. 2004; Facon et al. 2005, 2008; Lavergne and Molofsky 2007; Rieseberg et al. 2007; Rosenthal et al. 2008; Schierenbeck and Ellstrand 2009; Keller and Taylor 2010). Hybrids with higher individual fitness and/or genetic variance than their parents are expected to adapt more successfully to novel conditions and/or heterogeneous environments (e.g., Facon et al. 2008). Although appealing, this hypothesis is difficult to be experimentally tested. Our approach utilizes crosses performed in the framework of a biological control program.

Experimental investigations are not only incredibly valuable to test hypothesis derived from invasion biology theory, but also beneficial to the overall practices of Research and Development in biological control (Cheyppé-Buchmann et al. 2011). In the particular case of hybridization, the ability to predict hybrid vigor could be pivotal to increase the success of classical biological control and also of other biological control strategies. Augmentative biological control (including here inoculative and inundative biocontrol sensu Eilenberg et al. 2001) is based on the regular releases of durable and massively produced BCA. To date, about 170 BCA species are commercialized worldwide (Cock et al. 2010), and although their total market value is far lower than other agronomic resources (e.g., cereal, cattle, and poultry), some of their biological features (short development time, intraspecific variability, etc.) offer opportunities for genetic improvement.

Unfortunately, lot of work still need to be carried out, particularly because not all parasitoids are easy to collect, rear, maintain under laboratory conditions, and manipulate in the field and laboratory. Moreover, it is also not always possible to sample populations covering the species’ distribution area (Santos and Quicke 2011), monitor their initial genetic features and successive modifications, evaluate their genetic background, and test for possibility of hybridization. Finally, we often lack ecological, life history, and behavioral data about the original populations in the wild (Hufbauer and Roderick 2005; Santos et al. 2011).

To our knowledge, the present study is the first experimental work specifically designed to test hypotheses on the outcome of hybridization in a BCA based on molecular and phenotypic distances. As demonstrated by the molecular characterization and the crossing experiment, the seven *T. chilonis* populations cover a broad range of intraspecific variability, with the population from Vietnam and to, a less

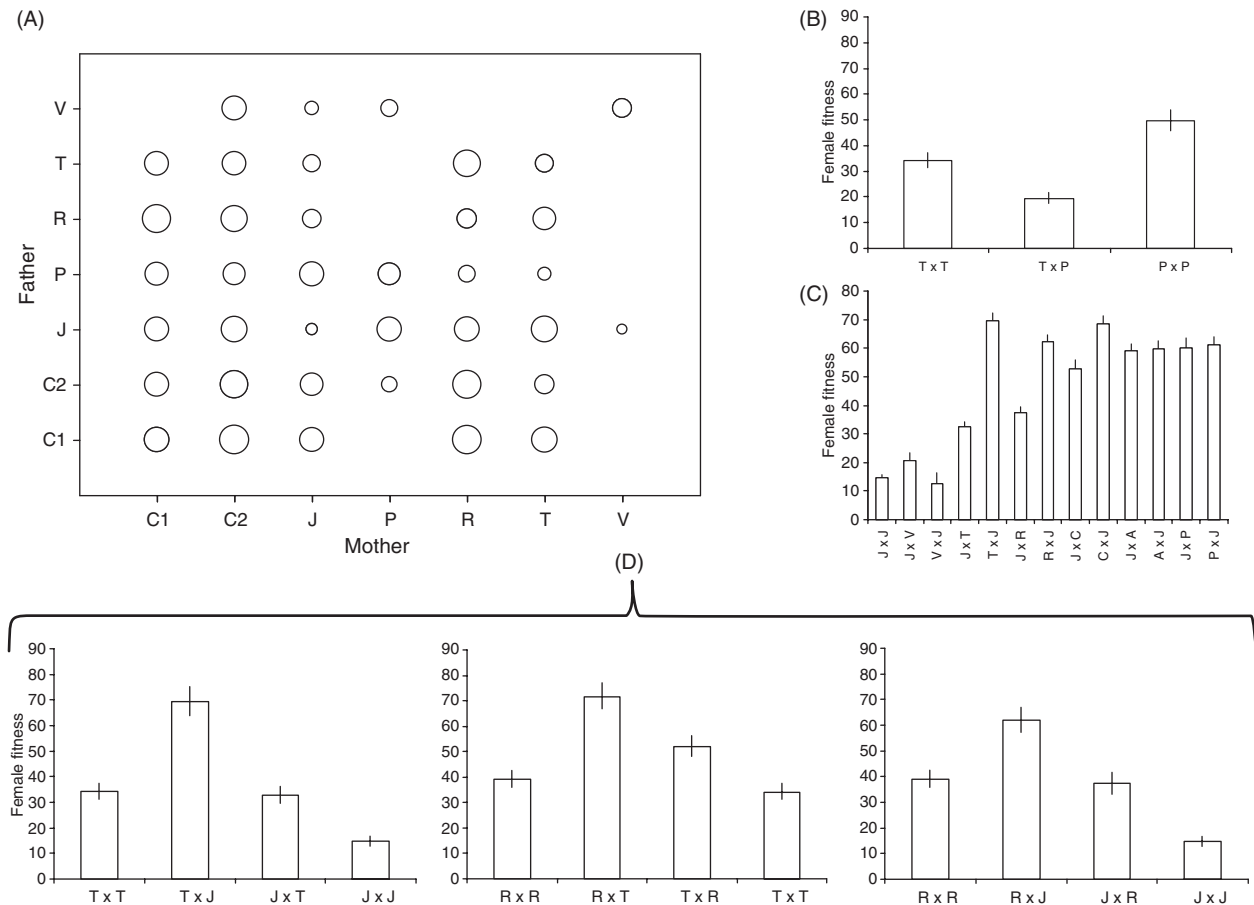


Fig. 3 Composite figure illustrating the variable outcomes of hybridization on female fecundity. (A) Bubble plot representing the mean fecundity of F_1 generation. Estimates were obtained from the most parsimonious generalized linear mixed-effects model (GLMM) (see text for details). Bubbles along the diagonal represent the homotypic crosses (parents from the same population) that were detailed in Fig. 2. (B) Hybrid breakdown induced by the crossing between a female of Taiwan and a male of Pakistan. Statistical tests are given in Table 4. The reciprocal cross was not available. (C) Inbreeding depression in the Japanese population. (D) Evidences for heterosis. Statistical tests are given in Table 4.

extent, from Pakistan, being probably at the border between intra- and interspecific variability. At this genetic scale, we clearly evidenced the variability of the outcome of hybridization (Fig. 3). As a tendency, 16% of the available F_1 had a lower mean fitness than their LP with a clear case of hybrid breakdown between the two populations of Pakistan and Taiwan. At the other extreme, 29% of the hybrids had a higher mean fitness than their parents with at least one remarkable case study of heterosis between Taiwan and Réunion Island populations. Another advantage of hybridization was the recovery of fitness observed in the hybrids obtained from the Japanese strain. This pattern strongly supports the hypothesis that the Japanese population suffers from inbreeding depression. However, it is not clear whether this situation represents the initial condition of the population in the field or the final condition after initiation or maintenance in the laboratory. More generally, each strain used in this study, as any captive population, may

more or less rapidly diverge from its field source, limiting eco-evolutionary interpretations.

Independently from this relevant information that may be useful to improve the efficiency of *T. chilonis* as a BCA, this study offers the opportunity to test more in depth the role of 'dominance' as the main cause of heterosis. Globally, we confirmed the two main predictions associated with this model: (1) the curvilinear function between the hybrid performance and the molecular distance between the two parents, with an optimum of F_1 fitness being observed for genetic distance of about 0.012 (Fig. 4); (2) the decreasing relationship between the hybrid performance and the phenotypic distance between the two parents (Fig. 5). These patterns rather confirm the pervasiveness of recessive and deleterious alleles in the seven *T. chilonis* populations under study. It is nevertheless not clear whether these alleles were already frequent in the wild or if their frequency has increased during the laboratory

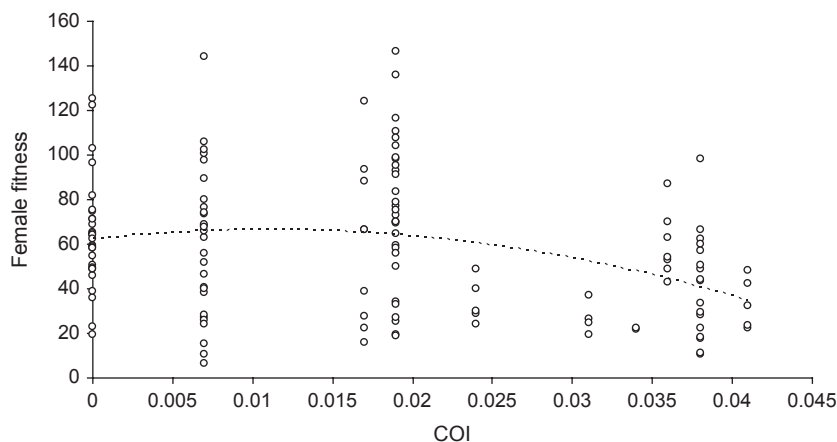


Fig. 4 Relationship between F_1 fitness and genetic distance between parents obtained using the cytochrome c oxidase subunit 1 genetic marker (COI). The line represents the quadratic effect of COI.

Table 4. Average values of lowest and best parent heterosis (LPH and BPH) with standard error and P -values (P) obtained from unilateral paired t -tests.

Cross	No. blocks	LPH	SE	P	BPH	SE	P
$C_1 \times C_2$	5	15.83	49.81	0.26	-22.73	44.11	0.16
$C_1 \times J$	5	44.10	41.91	0.09	-0.73	52.19	0.49
$C_1 \times P$	5	4.54	28.87	0.37	-15.21	33.61	0.19
$C_1 \times R$	5	44.92	46.27	0.05	21.76	56.45	0.22
$C_1 \times T$	5	28.89	18.43	0.01*	-2.18	22.49	0.42
$C_2 \times C_1$	5	35.44	47.38	0.09	-3.13	46.21	0.45
$C_2 \times J$	5	54.53	12.46	0.00*	-0.29	53.26	0.50
$C_2 \times P$	5	6.61	20.13	0.25	-26.65	38.76	0.10
$C_2 \times R$	5	36.08	43.02	0.07	-8.08	75.15	0.41
$C_2 \times T$	5	26.33	4.17	0.00*	-19.72	31.93	0.12
$C_2 \times V$	2	11.63	42.96	0.39	-52.27	1.32	0.01*
$J \times C_1$	5	42.44	20.55	0.01*	-2.39	22.57	0.41
$J \times C_2$	3	45.11	30.70	0.20	-29.79	65.45	0.26
$J \times P$	3	43.56	24.52	0.05	24.56	28.66	0.14
$J \times R$	5	26.85	41.92	0.08	2.69	54.73	0.37
$J \times T$	5	14.00	24.08	0.27	-5.04	38.24	0.39
$J \times V$	3	9.00	19.35	0.25	-23.08	29.65	0.16
$P \times C_2$	2	-24.33	51.38	0.31	-52.60	80.04	0.26
$P \times J$	4	43.38	46.48	0.08	6.53	49.76	0.41
$P \times V$	5	-0.82	22.61	0.47	-22.46	11.60	0.01*
$R \times C_1$	5	46.58	31.76	0.02*	23.41	45.77	0.16
$R \times C_2$	5	46.58	17.25	0.00*	2.42	43.21	0.46
$R \times J$	5	47.21	19.07	0.01*	23.05	20.24	0.03**
$R \times P$	5	-1.50	32.83	0.46	-23.80	29.19	0.07
$R \times T$	5	45.12	20.90	0.01*	32.53	19.74	0.01**
$T \times C_1$	5	35.55	21.99	0.01*	4.48	30.49	0.38
$T \times C_2$	5	1.51	15.88	0.04*	-44.54	42.97	0.04*
$T \times J$	5	54.58	16.63	0.00**	35.54	9.96	0.00**
$T \times P$	5	-11.76	8.59	0.02**	-40.66	21.51	0.01*
$T \times R$	5	23.65	22.74	0.04*	11.05	22.85	0.17
$V \times J$	1	-3.00	-	-	-31.70	-	-

Asterisks distinguish cases where the statistical test is significant but without particular relevance with regard to hybrid's fitness (*) from those where either hybrid depression or hybrid vigor are observed (**).

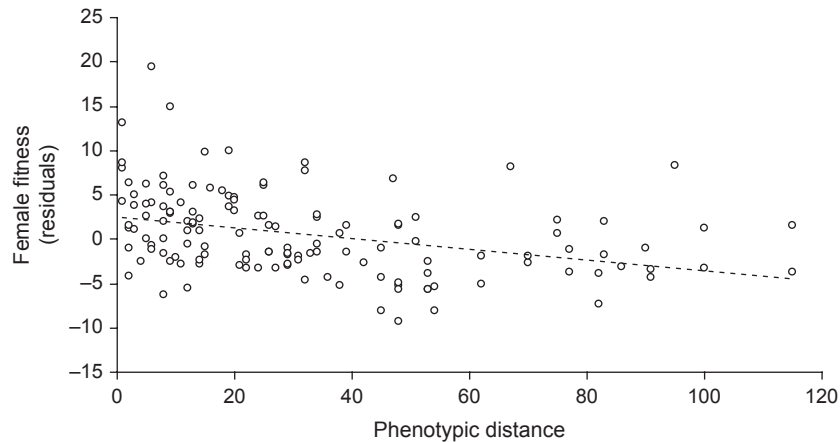


Fig. 5 Relationship between F_1 fitness [residual of previous generalized linear mixed-effects model (GLMM); see text for details] and phenotypic difference between parents.

rearing. The extent to which such patterns are common for Hymenopteran parasitoids used as BCA remains to be tested but the ability to infer hybrid fitness without performing labor-intensive crosses could be of great practical value for further genetic improvement programs.

In addition to the information on the hybrid's phenotype, we were also able to investigate the formation of reproductive barriers in relation to genetic divergence. We observed various levels of mating compatibilities with the two extreme cases of Vietnam (almost complete isolation) and Pakistan (asymmetric isolation), which were not related to the presence of cytoplasmic incompatibility inducers. These reproductive barriers are thought to be the consequence of the divergence of either premating (Schluter 2001; Turelli et al. 2001; Servedio and Noor 2003) or postmating prezygotic mechanisms (Edmands 2002; Servedio and Noor 2003). As a consequence, the degree of reproductive incompatibilities is predicted to increase with increased genetic divergence among allopatric populations (e.g., Coyne and Orr 1989, 1997). This pattern was clearly confirmed here and sexual isolation became important at genetic distance of about 0.025 for our marker (Fig. 1). It is noteworthy that this threshold is higher than the optimum found for the hybrid's performance (Fig. 3), suggesting that the production of heterotic hybrids is likely to occur as soon as the two parental populations are (naturally or artificially) put into contacts.

Taken as a whole, this study clearly underlines the complex consequences of hybridization in a biological control agent. Selecting effective BCA is a difficult process *per se* (Hoelmer and Kirk 2005; van Lenteren et al. 2006; Barratt et al. 2010). Their genetic improvement can be even more challenging. In addition to experimental studies (or even better, in concomitance with these experimental studies),

we recommend researcher to theorize and test relevant hypotheses associated with reproductive isolation and hybrid's performance. It would take only a little extra effort to test hypotheses while performing laboratory crosses. It seems to us that this approach, mixing theoretical and practical goals, should be considered as the best way to progressively build guidelines for the genetic improvement of BCA whatever the underlying strategies (classical, augmentative, or even conservation biological control).

Acknowledgements

This research was supported by the French Agency ANR (project BIOINV4I – ANR-06-BDIV-008 – Coordinator: Thomas Guillemaud) and the Scientific Department 'Santé des Plantes et Environnement' of INRA (grant 2008-1254-01). The authors want to thank Fadel Al Khatib (Institute Sophia-Agrobiotech) as well as Laurence Mouton (UMR 5558 'Biométrie et Biologie évolutive', Lyon I, France) for their contribution to the molecular work on *T. chilonis* and the analysis on endosymbionts.

Data archiving statement

Data for this manuscript available at Dryad: doi 10.5061/dryad.kc423.

References

- Akaike, H. 1974. A new look at the statistical model identification. *IEEE Transaction on Automatic Control* **19**:716–723.
- Arnold, M. L., and S. A. Hodges. 1995. Are natural hybrids fit or unfit relative to their parents? *Trends in Ecology & Evolution* **10**:67–71.

- Bai, C., D. I. Shapiro-Ilan, R. Gaugler, and K. R. Hopper. 2005. Stabilization of beneficial traits in *Heterorhabditis bacteriophora* through creation of inbred lines. *Biological Control* 32:220–227.
- Baker, D. A., H. D. Loxdale, and O. R. Edwards. 2003. Genetic variation and founder effects in the parasitoid wasp, *Diaeretiella rapae* (M'Intosh) (Hymenoptera: Braconidae: Aphidiidae), affecting its potential as a biological control agent. *Molecular Ecology* 12:3303–3311.
- Barratt, B. I. P., F. G. Howarth, T. M. Withers, J. M. Kean, and G. S. Ridley. 2010. Progress in risk assessment for classical biological control. *Biological Control* 52:245–254.
- Barton, N. H. 2001. The role of hybridization in evolution. *Molecular Ecology* 10:551–568.
- Bateson, P. 1983. Optimal outbreeding. In P. Bateson, ed. *Mate Choice*, pp. 257–277. Cambridge University Press, Cambridge.
- Benvenuto, C., S. Cheyppé-Buchmann, G. Bermond, N. Ris, and X. Fauvergue. (In press) Intraspecific hybridization, life history strategies and potential invasion success in a parasitoid wasp. *Evolutionary Ecology*. DOI 10.1007/s10682-011-9553-z.
- Boo, K. S., and J. P. Yang. 2000. Kairomones used by *Trichogramma chilonis* to find *Helicoverpa assulta* eggs. *Journal of Chemical Ecology* 26:359–375.
- Burke, J. M., and M. L. Arnold. 2001. Genetics and the fitness of hybrids. *Annual Review of Genetics* 35:31–52.
- Carvajal-Rodríguez, A., and E. Rolán-Alvarez. 2006. JMATING: a software for the analysis of sexual selection and sexual isolation effects from mating frequency data. *Bmc Evolutionary Biology* 6:40.
- Chaston, J. M., A. R. Dillman, D. I. Shapiro-Ilan, A. L. Bilgrami, R. Gaugler, K. R. Hopper, and B. J. Adams. 2011. Outcrossing and crossbreeding recovers deteriorated traits in laboratory cultured *Steinernema carpocapsae* nematodes. *International Journal for Parasitology* 41:801–809.
- Cheyppé-Buchmann, S., M. C. Bon, S. Warot, W. Jones, T. Malausa, X. Fauvergue, and N. Ris. 2011. Molecular characterization of *Psytalia lounsburyi*, a candidate biocontrol agent of the olive fruit fly, and its *Wolbachia* symbionts as a pre-requisite for future intraspecific hybridization. *BioControl* 56:713–724.
- Cock, M. J. W., J. C. van Lenteren, J. Brodeur, B. I. P. Barratt, F. Bigler, K. Bolckmans, F. L. Cônsoli et al. 2010. Do new access and benefit sharing procedures under the convention on biological diversity threaten the future of biological control? *BioControl* 55:199–218.
- Coors, J. G., and S. Pandey. 1999. Genetics and Exploitation of Heterosis in Crops. *Crop Science Society of America*, Madison, WI.
- Coyne, J. A., and H. A. Orr. 1989. Patterns of speciation in *Drosophila*. *Evolution* 43:362–381.
- Coyne, J. A., and H. A. Orr. 1997. "Patterns of speciation in *Drosophila*" revisited. *Evolution* 51:295–303.
- Coyne, J. A., S. Elwyn, and E. L. Rolan-Alvarez. 2005. Impact of experimental design on *Drosophila* sexual isolation studies: direct effects and comparison to field hybridization data. *Evolution* 59:2588–2601.
- Crow, J. F. 1998. 90 years ago: the beginning of hybrid maize. *Genetics* 148:923–928.
- Dobzhansky, T. 1950. Genetics of natural populations. XIX. Origin of heterosis through natural selection in populations of *Drosophila pseudoobscura*. *Genetics* 35:288–302.
- Edmands, S. 2002. Does parental divergence predict reproductive compatibility? *Trends in Ecology & Evolution* 17:520–527.
- Ehler, L. E. 1998. Invasion biology and biological control. *Biological Control* 13:127–133.
- Eilenberg, J., A. Hajek, and C. Lomer. 2001. Suggestions for unifying the terminology in biological control. *BioControl* 46:387–400.
- Ellstrand, N. C., and K. A. Schierenbeck. 2000. Hybridization as a stimulus for the evolution of invasiveness in plants? *Proceedings of the National Academy of Sciences of the United States of America* 97:7043–7050.
- Engelstädter, J., and G. D. D. Hurst. 2009. The ecology and evolution of microbes that manipulate host reproduction. *Annual Review of Ecology and Systematics* 40:127–149.
- Facon, B., P. Jarne, J. P. Pointier, and P. David. 2005. Hybridization and invasiveness in the freshwater snail *Melanoides tuberculata*: hybrid vigour is more important than increase in genetic variance. *Journal of Evolutionary Biology* 18:524–535.
- Facon, B., J. P. Pointier, P. Jarne, V. Sarda, and P. David. 2008. High genetic variance in life-history strategies within invasive populations by way of multiple introductions. *Current Biology* 18:363–367.
- Fagan, W. F., M. A. Lewis, M. G. Neubert, and P. van den Driessche. 2002. Invasion theory and biological control. *Ecology Letters* 5:148–157.
- Falconer, D. S. 1981. *Introduction to Quantitative Genetics*. Longman, London.
- Fatouros, N. E., M. Dicke, R. Mumm, T. Meiners, and M. Hilker. 2008. Foraging behavior of egg parasitoids exploiting chemical information. *Behavioral Ecology* 19:677–689.
- Fauvergue, X., and K. R. Hopper. 2009. French wasps in the new world: experimental biological control introductions reveal a demographic Allee effect. *Population Ecology* 51:385–397.
- Geleta, L. F., M. T. Labuschagne, and C. D. Viljoen. 2004. Relationship between heterosis and genetic distance based on morphological traits and AFLP markers in pepper. *Plant Breeding* 123:467–473.
- Giokas, S., M. Mylonas, and E. Rolán-Alvarez. 2006. Disassociation between weak sexual isolation and genetic divergence in a hermaphroditic land snail and implications about chirality. *Journal of Evolutionary Biology* 19:1631–1640.
- Hall, T. 1999. Bioedit: a user-friendly biological sequence alignment editor and analysis program for windows 95/98/nt. *Nucleic Acids Symposium Series* 41:95–98.
- Hansen, M. M., I. Olivieri, D. M. Waller, E. E. Nielsen, and The GeM Working Group. 2012. Monitoring adaptive genetic responses to environmental change. *Molecular Ecology* 21:1311–1329.
- Hoelmer, K. A., and A. A. Kirk. 2005. Selecting arthropod biological control agents against arthropod pests: can the science be improved to decrease the risk of releasing ineffective agents? *Biological Control* 34:255–264.
- Hoffmann, J. H., F. A. C. Impson, and C. R. Volchansky. 2002. Biological control of cactus weeds: implications of hybridization between control agent biotypes. *Journal of Applied Ecology* 39:900–908.
- Hood, G. M. 2010. PopTools version 3.2.3. Available on the internet. <http://www.poptools.org>.
- Hopper, K. R., R. T. Roush, and W. Powell. 1993. Management of genetics of biological-control introductions. *Annual Review of Entomology* 38:27–51.
- Hoy, M. A. 1976. Genetic improvement of insects: fact or fantasy. *Environmental Entomology* 5:833–836.
- Hoy, M. A. 1985. Recent advances in genetics and genetic improvement of the Phytoseiidae. *Annual Review of Entomology* 30:345–370.
- Hoy, M. A., and N. F. Knop. 1981. Selection for and genetic analysis of permethrin resistance in *Metaseiulus occidentalis*: genetic

- improvement of a biological control agent. *Entomologia Experimentalis et Applicata* **30**:10–18.
- Hoy, M. A., P. H. Westigard, and S. C. Hoyt. 1983. Release and evaluation of a laboratory selected, pyrethroid resistant strain of the predaceous mite *Metaseiulus occidentalis* (Acari: Phytoseiidae) in Southern Oregon pear orchards and a Washington apple orchard. *Journal of Economic Entomology* **76**:383–388.
- Hufbauer, R. A., and G. K. Roderick. 2005. Microevolution in biological control: mechanisms, patterns, and processes. *Biological Control* **35**:227–239.
- Keller, S. R., and D. R. Taylor. 2010. Genomic admixture increases fitness during a biological invasion. *Journal of Evolutionary Biology* **23**:1720–1731.
- Kolbe, J. J., R. E. Glor, L. Rodríguez Schettino, C. L. A. A. Larson, and J. B. Losos. 2004. Genetic variation increases during biological invasion by a Cuban lizard. *Nature* **431**:177–181.
- Krystkowiak, K., T. Adamski, M. Surma, and Z. Kaczmarek. 2009. Relationship between phenotypic and genetic diversity of parental genotypes and the specific combining ability and heterosis effects in wheat (*Triticum aestivum* L.). *Euphytica* **165**:419–434.
- Lavergne, S., and J. Molofsky. 2007. Increased genetic variation and evolutionary potential drive the success of an invasive grass. *Proceedings of the National Academy of Sciences of the United States of America* **104**:3883–3888.
- Legner, E. F. 1989. Phenotypic expressions of polygenes in *Muscidifurax raptorellus* Hym, Pteromalidae, a synanthropic fly parasitoid. *Entomophaga* **34**:523–530.
- Legner, E. F. 1993. Theory for quantitative inheritance of behavior in a protelean parasitoid, *Muscidifurax raptorellus* (Hymenoptera, Pteromalidae). *European Journal of Entomology* **90**:11–21.
- van Lenteren, J. C., J. Bale, E. Bigler, H. M. T. Hokkanen, and A. M. Loomans. 2006. Assessing risks of releasing exotic biological control agents of arthropod pests. *Annual Review of Entomology* **51**:609–634.
- Li, X., G. Yang, Y. Shi, Y. Cong, S. Che, S. Qu, and Z. Li. 2008. Prediction of the heterosis of *Laminaria* hybrids with the genetic distance between their parental gametophyte clones. *Journal of Applied Phycology* **20**:1097–1102.
- Luan, F., Y. Sheng, Y. Wang, and J. E. Staub. 2010. Performance of melon hybrids derived from parents of diverse geographic origins. *Euphytica* **173**:1–16.
- Lynch, M. 1991. The genetic interpretation of inbreeding depression and outbreeding depression. *Evolution* **45**:622–629.
- Mackauer, M. 1972. Genetic aspects of insect production. *Entomophaga* **17**:27–48.
- Mackauer, M. 1976. Genetic problems in the production of biological control agents. *Annual review of Entomology* **21**:269–385.
- Malausa, J.-C., A. Blanchet, M. C. Bon, S. Cheyppé-Buchmann, G. Groussier-Bout, W. Jones, C. Pickett et al. 2010. Introduction of the African parasitoid *Psytalia lounsburyi* in south of France for the classical biological control of *Bactrocera oleae*: will hybridization affect establishment and population growth? *IOBC/WPRS Bulletin* **53**:49–55.
- Mantel, N. 1967. The detection of disease clustering and a generalized regression approach. *Cancer Research* **27**:209–220.
- Marsico, T. D., J. W. Burt, E. K. Espeland, G. W. Gilchrist, M. A. Jamieson, L. Lindström, G. K. Roderick et al. 2010. Underutilized resources for studying the evolution of invasive species during their introduction, establishment, and lag phases. *Evolutionary Applications* **3**:203–219.
- Mathenge, C. W., P. Holford, J. H. Hoffmann, H. G. Zimmermann, R. N. Spooner-Hart, and G. A. C. Beattie. 2010. Hybridization between *Dactylopius tomentosus* (Hemiptera: Dactylopiidae) biotypes and its effects on host specificity. *Bulletin of Entomological Research* **100**:331–338.
- Messing, R. H., and B. A. Croft. 1991. Biosystematics of *Amblyseius-Andersoni* and *a-Potentillae* (Acarina, Phytoseiidae) – implications for biological-control. *Experimental & Applied Acarology* **10**:267–278.
- Miura, K. 2003. Suppressive effect of the egg parasitoid *Trichogramma chilonis* Ishii (Hymenoptera: Trichogrammatidae) on the population density of the diamondback moth. *Applied Entomology and Zoology* **38**:79–85.
- Moll, R. H., J. H. Lonquist, J. Vélez Fortuno, and E. C. Johnson. 1965. The relationship of heterosis and genetic divergence in maize. *Genetics* **52**:139–144.
- Mukuka, J., O. Strauch, C. Hoppe, and R.-U. Ehlers. 2010a. Fitness of heat and desiccation tolerant hybrid strains of *Heterorhabditis bacteriophora* (Rhabditidomorpha: Heterorhabditidae). *Journal of Pest Science* **83**:281–287.
- Mukuka, J., O. Strauch, C. Hoppe, and R.-U. Ehlers. 2010b. Improvement of heat and desiccation tolerance in *Heterorhabditis bacteriophora* through cross-breeding of tolerant strains and successive genetic selection. *BioControl* **55**:511–521.
- Müller-Schärer, H., and U. Schaffner. 2008. Classical biological control: exploiting enemy escape to manage plant invasions. *Biological Invasions* **10**:859–874.
- Nosil, P., B. J. Crespi, and C. P. Sandoval. 2002. Host-plant adaptation drives the parallel evolution of reproductive isolation. *Nature* **417**:440–443.
- Orr, H. A., and D. C. Presgraves. 2000. Speciation by postzygotic isolation: forces, genes and molecules. *BioEssays* **22**:1085–1094.
- Pérez-Figueroa, A., A. Caballero, and E. Rolan-Alvarez. 2005. Comparing the estimation properties of different statistics for measuring sexual isolation from mating frequencies. *Biological Journal of the Linnean Society* **85**:307–318.
- Pitcher, S. A., M. P. Hoffmann, J. Gardner, M. G. Wright, and T. P. Kuhar. 2002. Cold storage of *Trichogramma ostrinae* reared on *Sitotroga cerealella* eggs. *BioControl* **47**:525–535.
- R Development Core Team. 2011. R: A Language and Environment for Statistical Computing. R Foundation for Statistical Computing, Vienna, Austria. ISBN 3-900051-07-0. <http://www.R-project.org/>.
- Reay-Jones, F. P. F., J. Roach, R. Goebel, and E. Tabone. 2006. Functional response of *Trichogramma chilonis* to *Galleria mellonella* and *Chilo sacchariphagus* eggs. *Entomologia Experimentalis Et Applicata* **118**:229–236.
- Riday, H., E. C. Brummer, T. A. Campbell, D. Luth, and P. M. Cazzaro. 2003. Comparisons of genetic and morphological distance with heterosis between *Medicago sativa* subsp *sativa* and subsp *falcata*. *Euphytica* **131**:37–45.
- Rieseberg, L. H., S. C. Kim, R. A. Randell, K. D. Whitney, B. L. Gross, C. Lexer, and K. Clay. 2007. Hybridization and the colonization of novel habitats by annual sunflowers. *Genetica* **129**:149–165.
- Roderick, G. K., and M. Navajas. 2003. Genes in new environments: genetics and evolution in biological control. *Nature Reviews Genetics* **4**:889–899.
- Rolán-Alvarez, E., and M. Caballero. 2000. Estimating sexual selection and sexual isolation effects from mating frequencies. *Evolution* **54**:30–36.
- Rosenthal, D. M., A. P. Ramakrishnan, and M. B. Cruzan. 2008. Evidence for multiple sources of invasion and intraspecific hybridization

- in *Brachypodium sylvaticum* (Hudson) Beauv. in North America. *Molecular Ecology* **17**:4657–4669.
- Roush, R. T., and M. A. Hoy. 1981a. Genetic improvement of *Metaseiulus occidentalis*: selection with methomyl, dimethoate, and carbaryl and genetic analysis of carbaryl resistance. *Journal of Economic Entomology* **74**:138–141.
- Roush, R. T., and M. A. Hoy. 1981b. Laboratory, glasshouse, and field studies of artificially selected carbaryl resistance in *Metaseiulus occidentalis*. *Journal of Economic Entomology* **74**:142–147.
- Sadras, V., and D. Calderini, eds. 2009. *Crop Physiology – Applications for Genetic Improvement and Agronomy*. Academic Press, Elsevier Inc.
- Salame, L., I. Glazer, M. T. Chubinishvili, and T. Chkhubianishvili. 2010. Genetic improvement of the desiccation tolerance and host-seeking ability of the entomopathogenic nematode *Steinernema feltiae*. *Phytoparasitica* **38**:359–368.
- Santos, A. M. C., and D. L. J. Quicke. 2011. Large-scale diversity patterns of parasitoid insects. *Entomological Science* **14**:371–382.
- Santos, A. M. C., G. Besnard, and D. L. J. Quicke. 2011. Applying DNA barcoding for the study of geographical variation in host-parasitoid interactions. *Molecular Ecology Resources* **11**:46–59.
- Schierenbeck, K. A., and N. C. Ellstrand. 2009. Hybridization and the evolution of invasiveness in plants and other organisms. *Biological Invasions* **11**:1093–1105.
- Schluter, D. 2001. Ecology and the origin of species. *Trends in Ecology & Evolution* **16**:372–380.
- Schug, M. D., J. F. Baines, A. Killon-Atwood, S. Mohanty, A. Das, S. Grath, S. G. Smith et al. 2008. Evolution of mating isolation between populations of *Drosophila ananassae*. *Molecular Ecology* **17**:2706–2721.
- Segal, D., and I. Glazer. 2000. Genetics for improving biological control agents: the case of entomopathogenic nematodes. *Crop Protection* **19**:685–689.
- Servedio, M. R., and M. A. F. Noor. 2003. The role of reinforcement in speciation: theory and data. *Annual Review of Ecology Evolution and Systematics* **34**:339–364.
- Shapiro, D. I., I. Glazer, and D. Segal. 1997. Genetic improvement of heat tolerance in *Heterorhabditis bacteriophora* through hybridization. *Biological Control* **8**:153–159.
- Shapiro-Ilan, D. I., R. J. Stuart, and C. W. McCoy. 2005. Targeted improvement of *Steinernema carpocapsae* for control of the pecan weevil, *Curculio caryae* (Horn) (Coleoptera: Curculionidae) through hybridization and bacterial transfer. *Biological Control* **34**:215–221.
- Smith, S. M. 1996. Biological control with *Trichogramma*: advances, successes, and potential of their use. *Annual Review of Entomology* **41**:375–406.
- Strauch, O., J. Oestergaard, S. Hollmer, and R. U. Ehlers. 2004. Genetic improvement of the desiccation tolerance of the entomopathogenic nematode *Heterorhabditis bacteriophora* through selective breeding. *Biological Control* **31**:218–226.
- Syed, N. H., and Z. J. Chen. 2005. Molecular marker genotypes, heterozygosity and genetic interactions explain heterosis in *Arabidopsis thaliana*. *Heredity* **94**:295–304.
- Szűcs, M., M. Schwarzlander, and J. F. Gaskin. 2011. Reevaluating establishment and potential hybridization of different biotypes of the biological control agent *Longitarsus jacobaeae* using molecular tools. *Biological Control* **58**:44–52.
- Tabone, E., C. Bardon, B. Pintureau, and C. Alauzet. 2006. Importance of host oviposition pattern and plant size for the selection of *Trichogramma* strains to control the diamondback moth. *Entomologia Experimentalis Et Applicata* **119**:47–51.
- Tabone, E., C. Bardon, N. Desneux, and E. Wajnberg. 2010. Parasitism of different *Trichogramma* species and strains on *Plutella xylostella* L. on greenhouse cauliflower. *Journal of Pest Science* **83**:251–256.
- Tamura, K., J. Dudley, M. Nei, and S. Kumar. 2007. MEGA4: molecular evolutionary genetics analysis (MEGA) software version 4.0. *Molecular Biology and Evolution* **24**:1596–1599.
- Teklewoold, A., and H. C. Becker. 2006. Comparison of phenotypic and molecular distances to predict heterosis and F₁ performance in Ethiopian mustard (*Brassica carinata* A. Braun). *Theoretical and Applied Genetics* **112**:752–759.
- Turelli, M., N. H. Barton, and J. A. Coyne. 2001. Theory and speciation. *Trends in Ecology & Evolution* **16**:330–343.
- Waser, N. M. 1993. Population structure, optimal outbreeding, and assortative mating in Angiosperms. In N. W. Thornhill, ed. *The Natural History of Inbreeding and Outbreeding*, pp. 173–199. University of Chicago Press, Chicago, IL.
- Waterhouse, D. F. 1998. *Biological Control of Insect Pests: Southeast Asian Prospects*. ACIAR Monograph, No 51, Australian Centre for International Agricultural Research, Canberra, Australia.
- Weeks, A. R., R. Velten, and R. Stouthamer. 2003. Incidence of a new sex-ratio-distorting endosymbiotic bacterium among arthropods. *Proceedings. Biological Sciences/The Royal Society* **270**:1857–1865.
- Willi, Y., and J. Van Buskirk. 2005. Genomic compatibility occurs over a wide range of parental genetic similarity in an outcrossing plant. *Proceedings. Biological Sciences/The Royal Society* **272**:1333–1338.
- Zhang, T., X. Ni, K. Jiang, H. Deng, Q. He, Q. Yang, L. Yang et al. 2010. Relationship between heterosis and parental genetic distance based on molecular markers for functional genes related to yield traits in rice. *Rice Science* **17**:288–295.